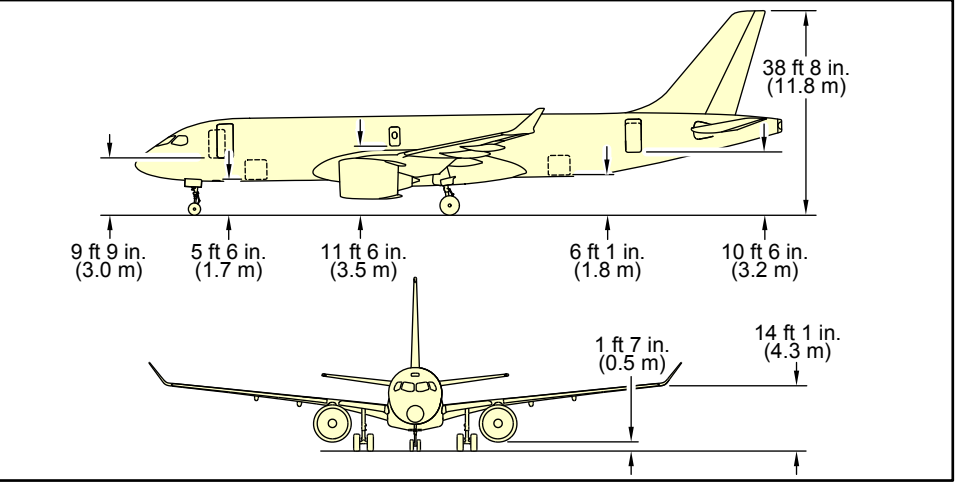


EMERGENCY RESCUE ACCESS AND SERVICE DOORS

GENERAL INFORMATION	
MAXIMUM CAPACITY	
PASSENGER	CREW
Up to 149	5
MAXIMUM FUEL CAPACITY	
38350 lb (17400 kg)	
5681 U.S. gal (21508 L)	

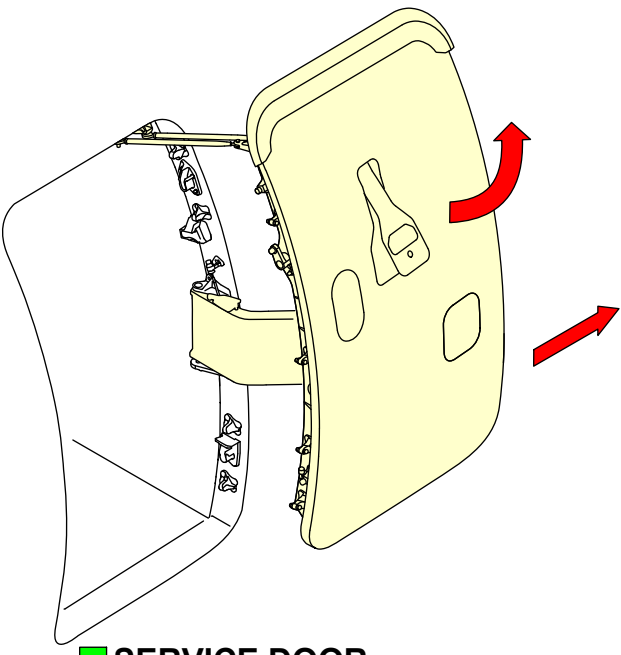
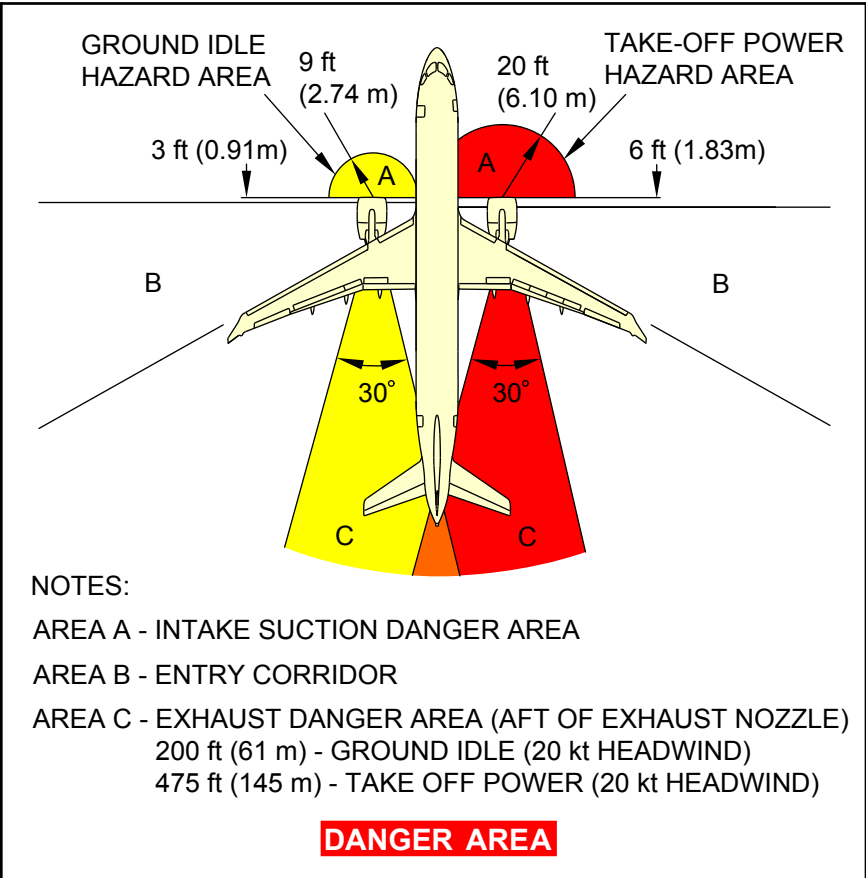


A220

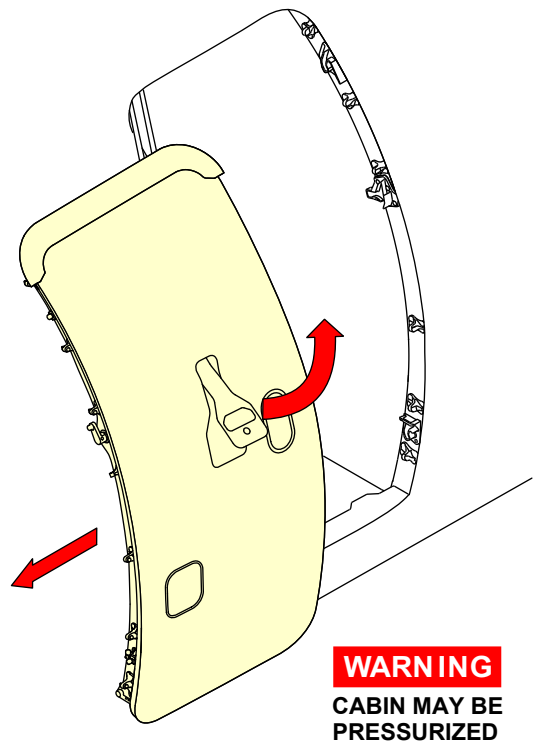
MODEL A220-300
(A/C 55003-55999)

Crash - Fire Rescue Card

Copyright © Airbus Canada Limited Partnership
All rights reserved. No part of this work may be reproduced or copied in any form or by any means without written permission of Airbus Canada Limited Partnership.
The Airbus and A220 logos are registered trademarks of Airbus Canada Limited Partnership.
The information, technical data and the designs disclosed herein are the exclusive property of Airbus Canada Limited Partnership or contain proprietary rights of others and are not to be used or disclosed to others without the written consent of Airbus Canada Limited Partnership. The recipient of this document, by its retention and use, agrees to hold in confidence the technical data and designs contained herein. The foregoing shall not apply to persons having proprietary rights to such information, technical data or such designs to the extent that such rights exist.

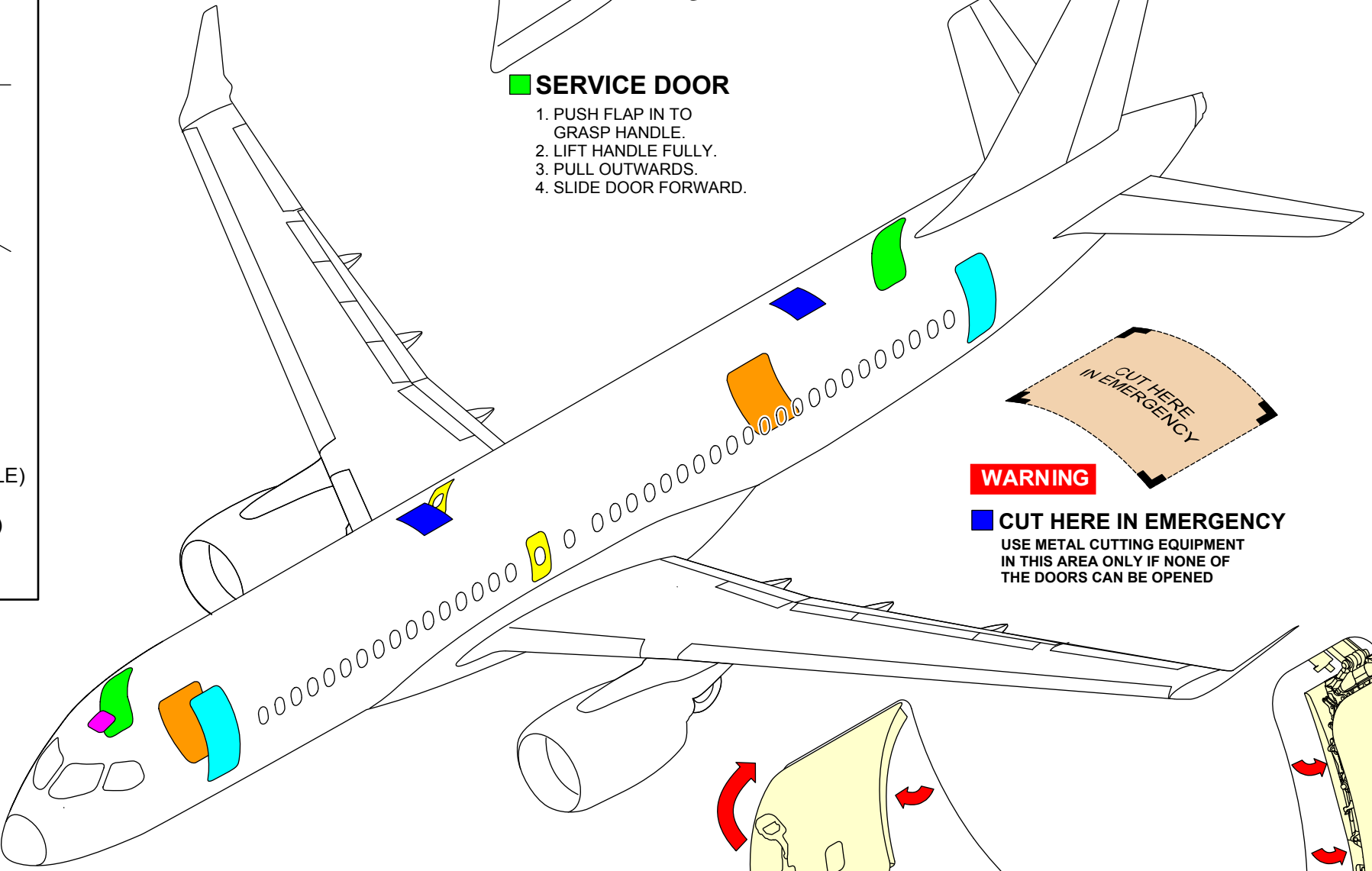


- SERVICE DOOR**
1. PUSH FLAP IN TO GRASP HANDLE.
 2. LIFT HANDLE FULLY.
 3. PULL OUTWARDS.
 4. SLIDE DOOR FORWARD.

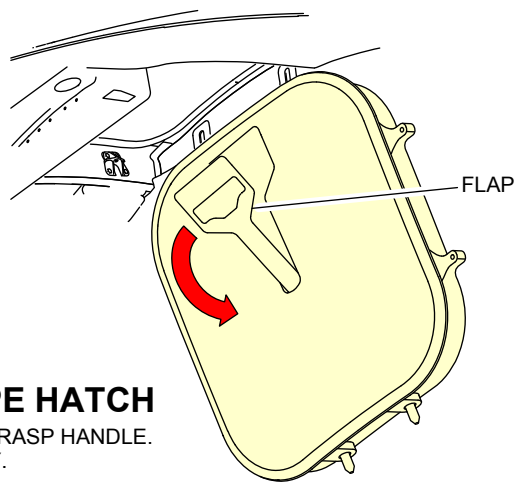


WARNING
CABIN MAY BE PRESSURIZED

- PASSENGER DOOR**
1. PUSH FLAP IN TO GRASP HANDLE.
 2. LIFT HANDLE FULLY.
 3. PULL OUTWARDS.
 4. SLIDE DOOR FORWARD.

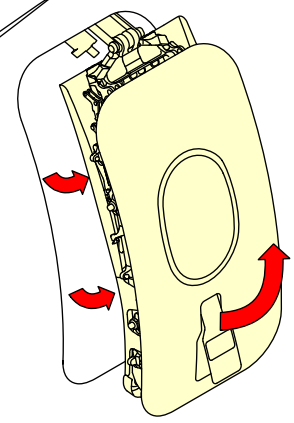


WARNING
■ CUT HERE IN EMERGENCY
 USE METAL CUTTING EQUIPMENT IN THIS AREA ONLY IF NONE OF THE DOORS CAN BE OPENED



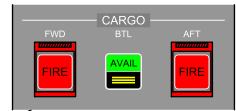
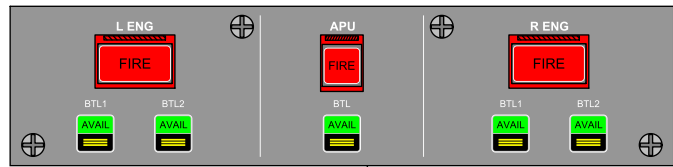
- CREW ESCAPE HATCH**
1. PUSH FLAP IN TO GRASP HANDLE.
 2. LIFT HANDLE FULLY.
 3. PUSH EXIT IN.

- CARGO COMPARTMENT DOOR**
1. PUSH FLAP IN TO GRASP HANDLE.
 2. LIFT HANDLE FULLY.
 3. PULL OUTWARDS.

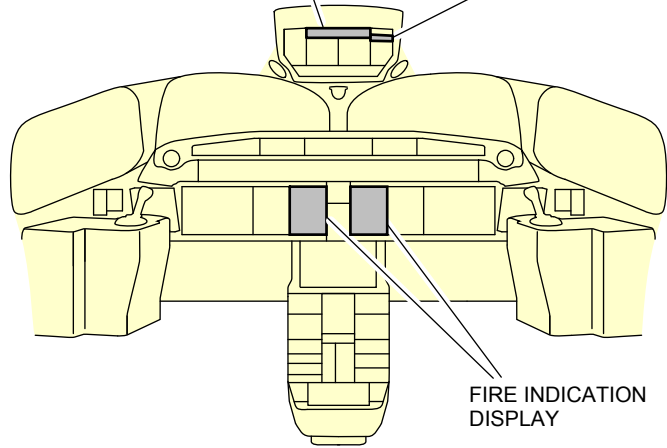


- OVERWING EMERGENCY EXIT**
1. PUSH FLAP IN TO GRASP HANDLE.
 2. LIFT HANDLE FULLY.
 3. PULL OUTWARDS.


FLAMMABLE MATERIAL AND INTERPHONE LOCATION



NOTE
TO DISCHARGE ENGINES, CARGO AND APU, FIRST LIFT GUARD THEN PUSH.



FIRE INDICATION DISPLAY



REFUEL DEFUEL CONTROL PANEL

LAVATORY WASTE BIN FIRE BOTTLE

ENGINE, CARGO BAY, APU FIRE BOTTLES

BATTERIES WING TO BELLY FAIRING

FUEL TANK

HYDRAULIC FLUID RESERVOIR

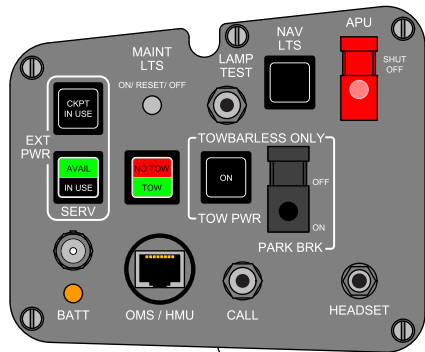
OIL TANK

HYDRAULIC FLUID RESERVOIR

EVACUATION SLIDE

PASSENGER OXYGEN GENERATORS

NOTE
ABOVE EACH ROW, CABIN JUMP SEATS, AND IN THE GALLEYS AND LAVATORIES.

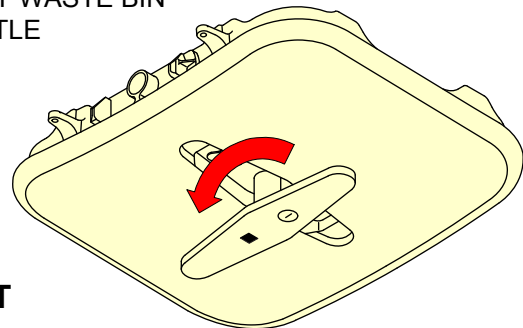


FLIGHT COMPARTMENT PROTECTIVE BREATHING EQUIPMENT

EVACUATION SLIDE

LAVATORY WASTE BIN FIRE BOTTLE

OIL TANK



FORWARD EQUIPMENT BAY DOOR

1. PRESS RELEASE BUTTON. HANDLE WILL SPRING OUT.
2. TURN HANDLE COUNTERCLOCKWISE.
3. PUSH DOOR INWARD.
4. SLIDE DOOR REARWARD.

EXTERNAL SERVICE PANEL

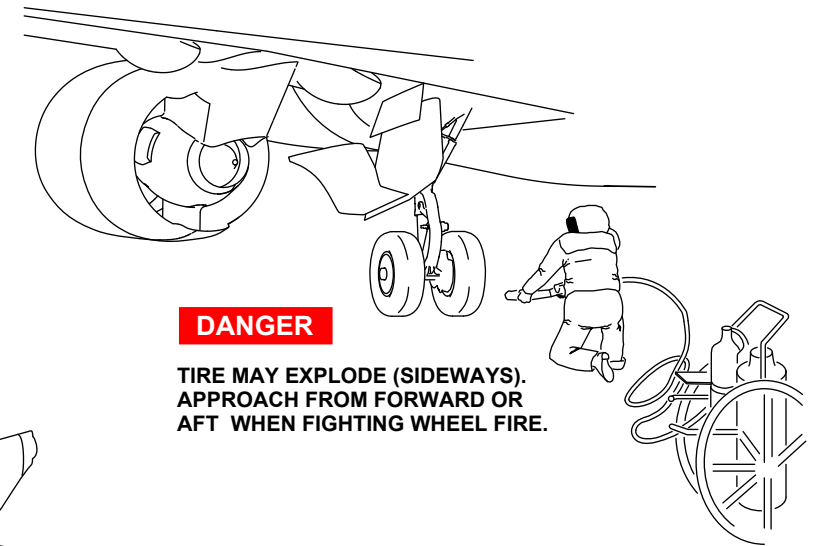
1. DISENGAGE LATCHES.
2. OPEN PANEL DOOR FORWARD.

MID EQUIPMENT BAY DOOR

1. PRESS RELEASE BUTTON.
2. PULL HANDLE COUNTERCLOCKWISE.
3. PULL DOOR OUTWARD.

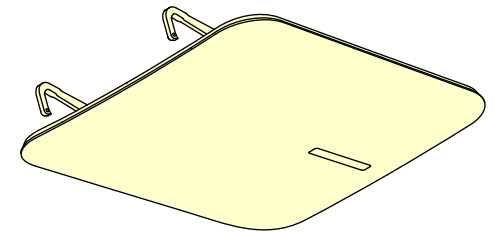
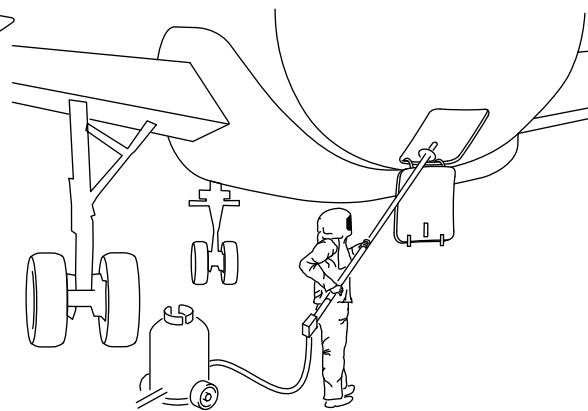
NOTE

- 1 Access door located on WTBF.



DANGER

TIRE MAY EXPLODE (SIDWAYS). APPROACH FROM FORWARD OR AFT WHEN FIGHTING WHEEL FIRE.



AFT EQUIPMENT BAY DOOR

1. PRESS RELEASE BUTTON.
2. PULL HANDLE DOWN.

ENGINE FIRES	HALON OR DRY CHEMICAL
EXHAUST NOZZLE FIRE	HALON OR DRY CHEMICAL
APU FIRE	HALON OR DRY CHEMICAL
FUEL FIRE	DRY CHEMICAL FOR LEAKING FUEL AND FOAM ON GROUND SPILL AREA
WHEEL AND BRAKE FIRES	WATER FOG OR DRY POWDER.
	APPROACH LANDING GEAR FROM FORWARD OR AFT. STRAND UPWIND OF FIRE TO AVOID SKYDROL FUMES.
ELECTRICAL FIRES	HALON OR DRY CHEMICAL
FLIGHT COMPARTMENT AND CABIN AREA FIRES	HALON 1211, OR DRY POWDER, OR WATER EXTINGUISHER
CARGO COMPARTMENT FIRE	HALON
AFT EQUIPMENT COMPARTMENT FIRE	HALON

WARNING RECOMMENDED FIRE FIGHTING AGENTS