

GSF 2024 - 2043

Services demand evolution

2043 **\$244bn**

+3.5% CAGR Δ

2024 **\$126bn**



Keep aircraft in operational condition and manage its end of life in a responsible way



2043 **\$17bn**

+2.2% CAGR Δ

2024 **\$11bn**

Train staff and operate the aircraft efficiently in flight and on the ground


2043 **\$29bn**

+4.3% CAGR Δ

2024 **\$13bn**



Differentiate and enhance the overall passenger experience



3.5%

CAGR* 2024-2043

3 streams as the main needs of commercial aviation

* CAGR: Compound Annual Growth Rate

GSF 2024 - 2043

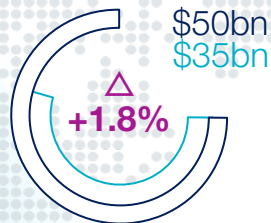
Services demand evolution per region

Legend



The services market, currently dominated by Europe and North America, will see its **biggest growth in South Asia, China and the Middle East.**

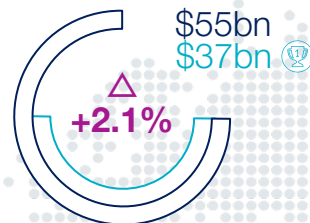
North America



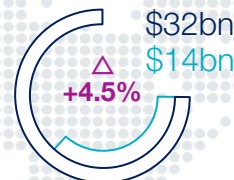
Latin America & The Caribbean



Europe & CIS



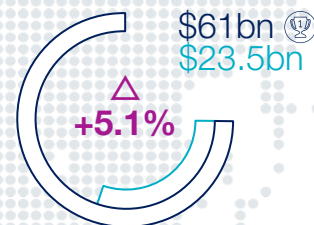
Middle East



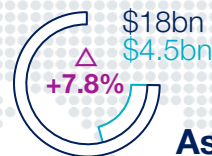
Africa



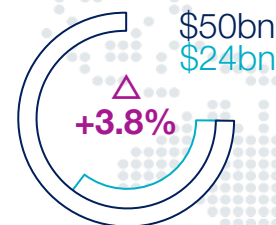
China



South Asia



Asia/Pacific*




* Without China and South Asia

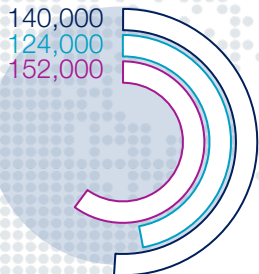
AIRBUS

GSF 2024 - 2043

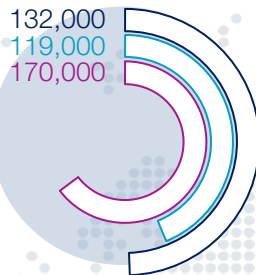
Workforce needs per region

New technicians 
New pilots 
New cabin crews 

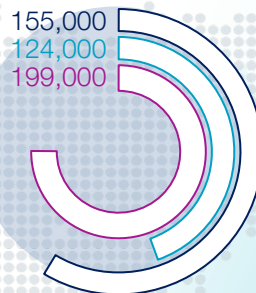
North America



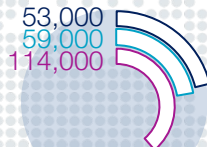
Europe & CIS



China



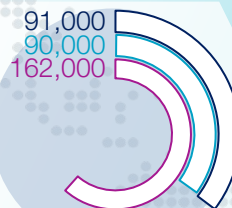
Middle East



South Asia



Asia Pacific



Latin America & The Caribbean



Africa



2,260,000

cumulative new workforce
needed over
the next **20 years**

AIRBUS

Commercial Aviation Services figures in 2043



Up to **\$4bn** maintenance cost reduction thanks to **predictive models**



Up to **\$30bn** fuel cost savings potential with **connectivity**



Dismantling and recycling services market to reach

\$500m+



Estimated **demand** for Services

\$290bn



Supporting

48,230 aircraft in service



38,000+

aircraft with **in-flight connectivity**



8,3m

hours of training required in simulators

4,750

cabins to upgrade or refurbish



Average age of global fleet

13.2 yrs